

AESTHETIC AIR CONDITIONING
LG AIR SOLUTIONS
for PREMIUM SPACE



A NEW PHILOSOPHY For Air Conditioners

There are air solutions for a variety business spaces. But why aren't they beautiful? LG Air Solutions rethinks the intrinsic value of air conditioning; while performance is important, the air conditioner itself is also an interior element. Air that fills your space, Air conditioning that breathes style. With a refreshing breeze and dazzling style, LG Air Solutions will transform your business space, surprising you with performance and style at every turn.





ROUND CASSETTE

Beyond Air Conditioners




CEILING SUSPENDED



ARTCOOL MIRROR

Bring Elegance into your space

Based on unparalleled cooling and heating performance, it blends perfectly with your interior and brings class into your space. From residential to commercial use, LG AIR SOLUTIONS breathes style into your space. Experience the difference of comfort in your new space radiating with elegance.



Beauty embodied in ROUND.

ROUND CASSETTE



PREMIUM DESIGN TO COMPLETE THE SPACE

Good Design adds Elegance and Class to your space.

Sense that stands out in any interior. A body design that naturally fits your space, adding class to your style.



reddot design award
winner 2019

MATCH YOUR INTERIOR SPACE



Subtly Revealed Elegance

Panels styled with clean whites and modern blacks,
perfecting your interior.





PERFECT ROUND FLOW

Pleasant Breeze in All Directions

With a full 360 degrees of coverage, tight airflow with no blind spots perfectly fills every corner of your space.

30% Faster in Cooling

With greater airflow, it gets cooler 30% faster, spreading cool air evenly without missing a spot.



Visible, Intuitive Airflow

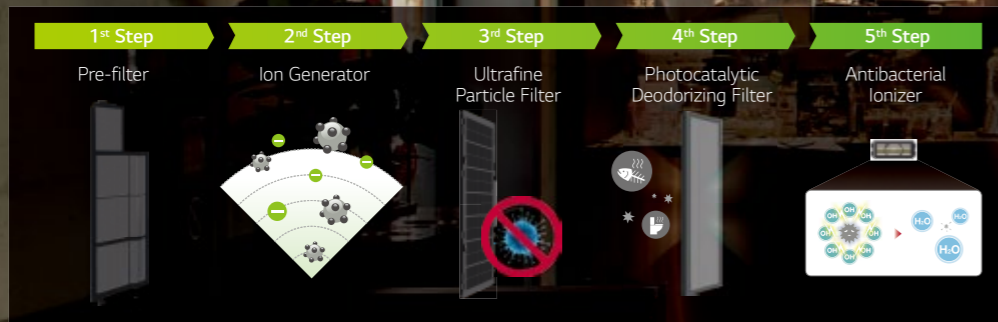
With crystal vane for 6-step precision control, you can send cool / heated air wherever you want.



CLEAN AIR

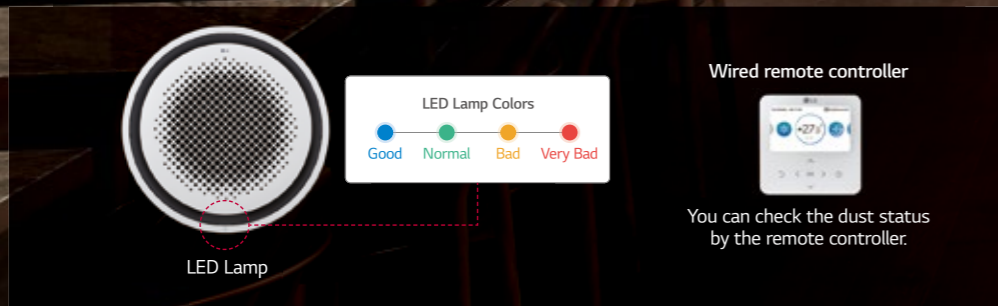
5-step Air Purification

Cooling and heating, now with purified air! Enjoy clean air with the PM 1.0 particle sensor. With the semi-permanent 5-step air filter, you no longer need to worry about maintenance costs.



Real time Air Quality Monitoring

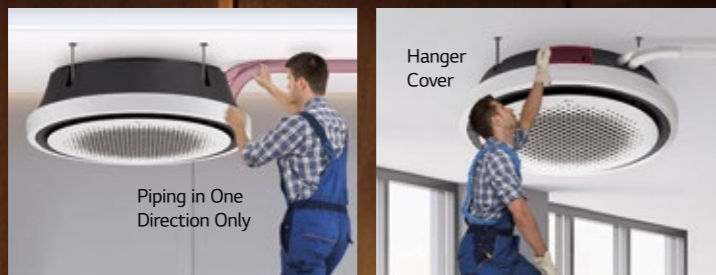
The condition of the air is displayed in different colors on the LED display. The remote control can check the dust concentration in numerical values PM 1.0 sensor detects dust density of three sizes (Fine dust, Ultra-fine dust and Micro-fine dust) You can check the indoor air condition on the cassette panel and the remote control.



FIT & VERSATILE

Minimal Exposure of Installations

With a 14% shorter body, you can use the unit in higher spaces, maximizing the openness of your interior. The pipes are brought together in one place to minimize exposure, and hanger covers hide the installations to add a clean, sophisticated look.



REFERENCE

UPGRADE YOUR BUSINESS SPACE

With installation available in a variety of business spaces, you can take your space to the next level.

OFFICE



RESTAURANT




CAFE



CAR SHOWROOM



HOTEL



Modern &
Tasteful aesthetic perfectly blending


CEILING SUSPENDED



INTERIOR AESTHETIC

Differentiated Design

With its stunning V-shaped design and black vane, LG's new ceiling-suspended air conditioner exudes modern elegance appropriate for any space. The tasteful aesthetics of the air conditioner helped earn it the iF Design Award.



POWERFUL & COMFORT

The perfect choice for making various commercial spaces more pleasant.

Powerful Cooling & Heating

High ceiling mode provides powerful cooling and heating up to 4.2m in height, from ceiling to floor.




Two Thermistors Control

Users can purchase a wired remote controller that includes a second thermistor, allowing for temperature checks from multiple locations.



One Touch & 2 Piece Filter

Easy in / out filter structure as well as a simplified two-piece filter, which slides out for easy cleaning and maintenance.





Timeless Beauty

ARTCOOL MIRROR

WELL MATCHES THE INTERIOR

Stylish ARTCOOL Design

The LG Artcool air conditioner is designed to be harmonized with the interior of your home with minimal and basic style. The mirror glass on the front of the product reflects the surrounding environment to emphasize the interior and the integrity, and it delivers timeless beauty through the solidity of the glass material.



STYLISH & INNOVATIVE PERFORMANCE




4 Way Swing & Jet Cool

LG air conditioners provide optimized high-speed airflow, which can cool rooms faster while delivering cool air evenly in every direction. Also, cool air reaches out to the entire room regardless of where the air conditioner is installed.



Two Thermistors Control


The indoor temperature can be checked using the thermistors in the remote controller as well as from the indoor unit. There may be a significant difference between ceiling and floor air temperature. Two thermistors can optimize indoor air temperature for a more comfortable environment.



Quick & Easy Installation

LG air conditioner is designed for an easy and efficient installation, making possible to install several units in a short period of time.

SPECIFICATION



ROUND CASSETTE

ARNU24GTYA4 / ARNU36GTYA4 / ARNU48GTYA4



Features & Benefits

- Premium design to match your interior space
- Pleasant airflow for optimal comfort
- Air purification
- Improved and simple installation

Key Applications

- Retail
- School
- Office
- Hotel
- Dormitory
- Restaurant


Model	Unit	ARNU24GTYA4	ARNU36GTYA4	ARNU48GTYA4	
Cooling Capacity	Rated	kW	7.1	10.6	14.1
		Btu/h	24,200	36,200	48,100
Heating Capacity	Rated	kW	8.0	11.9	15.9
		Btu/h	27,300	40,600	54,200
Power Input	H / M / L	W	44 / 36 / 29	63 / 47 / 36	98 / 70 / 44
	Running Current	H / M / L	A	0.47 / 0.40 / 0.32	0.67 / 0.52 / 0.40
Indoor Fan	Type	-	3D Turbo Fan	3D Turbo Fan	3D Turbo Fan
	Air Flow Rate (H / M / L)	m ³ /min	22 / 21 / 19	27 / 24 / 21	32 / 28 / 23
Indoor Fan Motor	Type	-	Brushless DC	Brushless DC	Brushless DC
	Drive	-	Direct	Direct	Direct
	Output	W x No.	157 x 1	157 x 1	157 x 1
	FLA (Full Load Ampere)	A	1.97	1.97	1.97
Heat Exchanger	(Rows x Columns x FPI) x No.	-	(3 x 12 x 21) x 1	(3 x 12 x 21) x 1	(3 x 12 x 21) x 1
	Face Area	m ²	0.5	0.5	0.5
Dimensions	Net (W x H x D)	mm	1,050 x 330 x 1,050	1,050 x 330 x 1,050	1,050 x 330 x 1,050
	Shipping (W x H x D)	mm	1,137 x 395 x 1,132	1,137 x 395 x 1,132	1,137 x 395 x 1,132
Weight	Net	kg	30.0	30.0	30.0
	Shipping	kg	37.9	37.9	37.9
Exterior	Color (RAL Code)	-	White (9003)	White (9003)	White (9003)
	Type	-	Long life	Long life	Long life
Temperature Control	-	Microprocessor, Thermostat for cooling and heating			
Sound Absorbing / Thermal Insulation Material	-	Foamed polystyrene			
Protection Device	Type	-	Fuse	Fuse	Fuse
	Control Type	-	R410A	R410A	R410A
Refrigerant	Control Type	-	EEV	EEV	EEV
	Drain Pipe	O.D / I.D	mm (inch)	32 / 25	32 / 25
Piping Connection	Liquid	mm (inch)	Ø9.52 (3/8)	Ø9.52 (3/8)	Ø9.52 (3/8)
	Gas	mm (inch)	Ø15.88 (5/8)	Ø15.88 (5/8)	Ø15.88 (5/8)
Sound Pressure Level	Connection Type (Liquid)	-	Flare	Flare	Flare
	Connection Type (Gas)	-	Flare	Flare	Flare
Sound Power Level	Cooling (H / M / L)	dB (A)	39 / 37 / 34	43 / 39 / 37	47 / 44 / 39
	Heating (H / M / L)	dB (A)	39 / 37 / 34	43 / 39 / 37	47 / 44 / 39
Power Supply	Cooling (H / M / L)	dB (A)	48 / 46 / 43	52 / 48 / 46	56 / 53 / 48
	Heating (H / M / L)	dB (A)	48 / 46 / 43	52 / 48 / 46	56 / 53 / 48
Connecting Cable	-	Ø, V, Hz	1, 220 - 230 - 240, 50/60	1, 220 - 230 - 240, 50/60	1, 220 - 230 - 240, 50/60
	Running Current by Voltage	A	0.47 - 0.45 - 0.43	0.67 - 0.64 - 0.61	0.99 - 0.95 - 0.91
	Communication Cable (VCTF-SB)	mm ² x cores	1.0 - 1.5 x 2C	1.0 - 1.5 x 2C	1.0 - 1.5 x 2C

* Panel integrated product
 * This product can only be installed on an open ceiling



CEILING SUSPENDED UNIT

ARNU18GV1A4 / ARNU24GV1A4
ARNU36GV2A4 / ARNU48GV2A4



ARTCOOL MIRROR

ARNU05GSJR4 / ARNU07GSJR4 / ARNU09GSJR4
ARNU12GSJR4 / ARNU15GSJR4

Features & Benefits

- Ideal Solution for Commercial Spaces with Solid Ceilings with Its Stunning V-shaped Design and Black Vane, LG's 2 Years Ceiling-suspended Air Conditioner Exudes Modern Elegance Appropriate for Any Space.
- The Powerful Air Speed and Volume Means the Air Flow can Reach Up to 15m Away from the Air Conditioner.

Key Applications

- Retail
- Shop
- Office
- Restaurant

Model	Unit	ARNU18GV1A4	ARNU24GV1A4	ARNU36GV2A4	ARNU48GV2A4	
Cooling Capacity	kW	5.6	7.1	10.6	14.1	
Heating Capacity	kW	6.3	8.0	11.9	15.9	
Power Input (H / M / L)	Nominal W	23 / 20 / 17	25 / 21 / 17	84 / 77 / 66	91 / 79 / 66	
Exterior Color		Morning Fog	Morning Fog	Morning Fog	Morning Fog	
RAL code		RAL 9001	RAL 9001	RAL 9001	RAL 9001	
Dimensions (W x H x D)	Body	mm	1,200 x 235 x 690	1,200 x 235 x 690	1,600 x 235 x 690	1,600 x 235 x 690
	Shipping	mm	1,315 x 320 x 772	1,315 x 320 x 772	1,715 x 320 x 772	1,715 x 320 x 772
Fan	Type		Cross Flow Fan	Cross Flow Fan	Cross Flow Fan	Cross Flow Fan
	Motor Output x Number	W x No.	85.9 x 1	85.9 x 1	125 x 1	125 x 1
	Air Flow Rate (H / M / L)	m ³ /min	13.5 / 12.5 / 12.0	14.0 / 13.0 / 12.0	27.0 / 24.0 / 20.0	29.0 / 24.0 / 20.0
	Motor Type		BLDC	BLDC	BLDC	BLDC
Air Filter			Pre Filter	Pre Filter	Pre Filter	Pre Filter
Pipe Connections	Liquid Side	mm (inch)	Ø6.35 (1/4)	Ø9.52 (3/8)	Ø9.52 (3/8)	Ø9.52 (3/8)
	Gas Side	mm (inch)	Ø12.7 (1/2)	Ø15.88 (5/8)	Ø15.88 (5/8)	Ø15.88 (5/8)
	Drain Pipe (Internal Dia.)	mm (inch)	Ø16 (5/8)	Ø16 (5/8)	Ø16 (5/8)	Ø16 (5/8)
Weight	Body	kg	29.0	29.0	37.0	37.0
Sound Pressure Levels (H / M / L)		dB(A)	36 / 34 / 33	37 / 35 / 33	48 / 46 / 44	49 / 47 / 44
Sound Power Levels (H / M / L)		dB(A)	61 / 59 / 56	62 / 59 / 56	68 / 66 / 64	68 / 67 / 66
Power Supply	Ø, V, Hz		1, 220 - 240, 50	1, 220 - 240, 50	1, 220 - 240, 50	1, 220 - 240, 50
			1, 220, 60	1, 220, 60	1, 220, 60	1, 220, 60
Communication Cable		mm ² x No.	1.0 - 1.5 x 2C	1.0 - 1.5 x 2C	1.0 - 1.5 x 2C	1.0 - 1.5 x 2C

* Nominal : Performance tested under EN14511
 * Rated : Max power input allowed for fan motor
 Note : 1. Capacities are based on the following conditions
 - Cooling : Indoor temp. 27°C (80.6°F) DB / 19°C (66.2°F) WB, Outdoor temp. 35°C (95°F) DB / 24°C (75.2°F) WB, Interconnecting piping length 7.5m, Level difference of zero
 - Heating : Indoor temp. 20°C (68°F) DB / 15°C (59°F) WB, Outdoor temp. 7°C (44.6°F) DB / 6°C (42.8°F) WB, Interconnecting piping length 7.5m, Level difference of zero
 2. Due to our policy of innovation some specifications may be changed without notification
 3. ID : 'Internal Diameter'

Features & Benefits

- 6 Different Discharge Angles can be Programmed via the Remote Control.
- Easily Detachable Full Surface Cover Helps Clean the Air Conditioner Flawlessly.
- Drain Pipe can be Easily Hidden from Sight.

Key Applications

- Retail
- Restaurant
- Office
- Hotel
- Multi-family Residence

Model	Unit	ARNU05GSJR4	ARNU07GSJR4	ARNU09GSJR4	ARNU12GSJR4	ARNU15GSJR4	
Cooling Capacity	kW	1.6	2.2	2.8	3.6	4.5	
Heating Capacity	kW	1.8	2.5	3.2	4.0	5.0	
Power Input (H / M / L)	Nominal W	11 / 10 / 9	12 / 11 / 9	13 / 12 / 9	15 / 13 / 11	23 / 18 / 11	
Exterior Color		Mirror (Black)	Mirror (Black)	Mirror (Black)	Mirror (Black)	Mirror (Black)	
RAL Code		RAL 9005	RAL 9005	RAL 9005	RAL 9005	RAL 9005	
Dimensions (W x H x D)	Body	mm	837 x 308 x 192	837 x 308 x 192	837 x 308 x 192	837 x 308 x 192	
	Shipping	mm	909 x 383 x 256	909 x 383 x 256	909 x 383 x 256	909 x 383 x 256	
Fan	Type		Cross Flow Fan	Cross Flow Fan	Cross Flow Fan	Cross Flow Fan	
	Motor Output x Number	W x No.	30 x 1	30 x 1	30 x 1	30 x 1	
	Air Flow Rate (H / M / L)	m ³ /min	6.8 / 6.5 / 5.9	7.2 / 6.8 / 5.9	7.8 / 7.2 / 5.9	8.5 / 7.8 / 6.8	10.5 / 9.5 / 6.8
	Motor type		BLDC	BLDC	BLDC	BLDC	BLDC
Air Filter			Pre Filter	Pre Filter	Pre Filter	Pre Filter	
Pipe Connections	Liquid Side	mm (inch)	Ø6.35 (1/4)	Ø6.35 (1/4)	Ø6.35 (1/4)	Ø6.35 (1/4)	
	Gas Side	mm (inch)	Ø12.7 (1/2)	Ø12.7 (1/2)	Ø12.7 (1/2)	Ø12.7 (1/2)	
	Drain Pipe (Internal Dia.)	mm (inch)	Ø16 (5/8)	Ø16 (5/8)	Ø16 (5/8)	Ø16 (5/8)	
Weight	Body	kg	9.2	9.2	9.2	9.2	
Sound Pressure Levels (H / M / L)		dB(A)	30 / 29 / 28	32 / 30 / 28	34 / 32 / 28	37 / 34 / 30	42 / 39 / 32
Sound Power Levels (H / M / L)		dB(A)	54 / 53 / 52	54 / 53 / 52	55 / 54 / 52	55 / 54 / 53	58 / 56 / 54
Power Supply	Ø, V, Hz		1, 220 - 240, 50	1, 220 - 240, 50	1, 220 - 240, 50	1, 220 - 240, 50	
			1, 220, 60	1, 220, 60	1, 220, 60	1, 220, 60	
Communication Cable		mm ² x No.	1.0 - 1.5 x 2C	1.0 - 1.5 x 2C	1.0 - 1.5 x 2C	1.0 - 1.5 x 2C	

* Nominal : Performance tested under EN14511
 * Rated : Max power input allowed for fan motor
 Note : 1. Capacities are based on the following conditions
 - Cooling : Indoor temp. 27°C (80.6°F) DB / 19°C (66.2°F) WB, Outdoor temp. 35°C (95°F) DB / 24°C (75.2°F) WB, Interconnecting piping length 7.5m, Level difference of zero
 - Heating : Indoor temp. 20°C (68°F) DB / 15°C (59°F) WB, Outdoor temp. 7°C (44.6°F) DB / 6°C (42.8°F) WB, Interconnecting piping length 7.5m, Level difference of zero
 2. Due to our policy of innovation some specifications may be changed without notification
 3. ID : 'Internal Diameter'